



Wake County CoC Governance Board Meeting

Thursday, May 1st

9 – 10:30 am

NCWorks Career Center: 1830 Tillery Pl # B, Raleigh, NC 27604

AGENDA

- Roll Call
- Meeting Minutes*
- Board Membership Updates
- Committee Work Plans*
- Lead Agency Updates
- 2025 Point-In-Time (PIT) Count Results
- Housing Inventory Count (HIC)
- 2024 System Performance Measures (SPMs)



Roll Call

Nicole Stewart, Chair

Roll Call

Member	Present	Member	Present
Wayne Beatty		Onia Royster	
Eric Braun		Rebekah Shamberger	
Doris Bullock		Nicole Stewart	
Chad Essick		Pat Sturdivant	
Stephen Gruver		Emila Sutton	
Ashley Lommers-Johnson		Johnnie Thomas	
Quentin Miles		Derwin Willoughby	
Ann Oshel		Nicole Wilson	
Imogen Rhodenhiser		Michele Woodson	
Kayla Rosenberg Strampe		Meredith Yuckman	

Meeting Minutes

Nicole Stewart

Board Member Updates

Nicole Stewart

Committee Work Plans

Committee Chairs

Funding Review Committee

- **Committee Chair:** Nicole Stewart, Lisa Rowe
- **Goals:**
 - 1: Review policies and scorecards.
 - 2: Complete scoring and recommendations for ESG. Complete scoring and Priority Listing for NOFO.
 - 3: Look for other funding sources.
- **Action Requested:** Board vote to adopt the Funding Review Committee Work Plan.

Lead Agency Updates

Eileen Rosa

CoC Lead Agency Updates

- **Budget:**

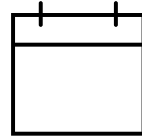
- Proposed initial structure of CoC Lead Agency FTEs in FY26 County budget.
- Pursuing application for funds for HMIS through the City/County Joint Homeless and Housing RFP.

- **Staffing & Hiring:**

- CoC Coordinator, Erin Flynn, onboarded as of 04/14.
- Recruitment preparations underway to hire as close to start of FY26 as possible.

- **Priority Projects Underway:**

- **CA:** Policies and Procedures Assessment of ESG and CoC Grantees.
- **CE:** Interim Guidance Update and Training, Assessment/Prioritization Tool Review.
- **HMIS:** Drafting FY26 RFP for HMIS Software Vendor.



2025 Point-in-Time (PIT) Count

Eileen Rosa

What is the Point-in-Time (PIT) Count?

- The U.S. Dept. of Housing and Urban Development (HUD) requires Continuum of Care (CoCs) to conduct an annual count of people experiencing homelessness on a single night within the last 10 days of January.
- The Point-in-Time (PIT) Count includes people experiencing homelessness who are **unsheltered** and **sheltered** in emergency shelter, transitional housing, and Safe Havens on a single night.
- Data reported through the PIT is used as an estimate of the scope and scale of homelessness in our community and informs planning, including response to funding opportunities.

Context for the 2025 Count

- **Wake CoC PIT Count:** January 22, 2025.
 - A White Flag alert was active the night of PIT and subsequent days.
- Results are considered **preliminary**. HUD has not yet opened the portal to submit and finalize the PIT/HIC results.
- The single-night PIT count does not reflect the impact of significant housing efforts made in the calendar year to date:
 - Opening of King's Ridge permanent housing
 - Bringing Neighbors Home Unsheltered Response Pilot Program
 - Matches to Rapid Rehousing and Permanent Supportive Housing through Coordinated Entry

Definitions

- **Homeless:** Defined by HUD as Category 1: Literally Homeless ([§ 578.3](#)), person staying in:
 - place not meant for human habitation [unsheltered]; or
 - publicly or privately operated shelter; or
 - returning to unsheltered or sheltered location from an institutional stay of in 90 days or less.
- **Chronic Homelessness:** Presence of a disabling condition **and** long or repeated episodes of homelessness consisting of at least 12 consecutive months or across 4 separate occasions in the last 3 years, for a total of at least 12 months.
- **Unsheltered:** Primary nighttime residence that is a public or private place not designed for or ordinarily used for human habitation, including street, car, park, abandoned building, transit station, etc.
- **Sheltered:** Temporary housing dedicated to people experiencing homelessness, including congregate, emergency, low-barrier or drop-in shelter and transitional housing.
- **Unaccompanied:** Not otherwise living with or experiencing homelessness with other household members, parent or legal guardian.
- **Youth/Young Adult:** Aged 18 – 24. Also known as Transition Aged Youth (TAY).

Unsheltered Count Methodology

- The Wake CoC employed the *Known Locations Strategy* for the Unsheltered portion of the PIT Count.
 - **Night of the Count**
 - Over 145 volunteers from 36 organizations formed teams to survey individuals in known locations reported and checked by street outreach teams, agencies, PD/FD, and community members.
 - **Service-based (post-night) Count** via day service/non-shelter centers
 - Garner United Methodist Church
 - Oak City Cares

Volunteer Coordination

Total number of volunteer sign-ups: 145

Total number of organizations who sent volunteers: 36

Total number of individual community member volunteers: 34

- **January 23, 2025, from 6-8 AM**
 - *Rescheduled due to winter weather*
- **January 23, 2025, from 8-10 PM**
 - 5 Teams, 37 volunteers
- **January 24, 2025, from 6-8 AM**
 - 7 teams, 48 volunteers, ACORNs assistance
- **January 25, 2025, from 8AM-6PM**
 - 1 team, 8 volunteers at Garner United Methodist Church (8-10AM)
 - 3-hour shifts at Oak City Cares, 52 volunteers overall (9AM-6PM)- *Half of the results came in from surveys conducted at OCC*

Comfort Item Donations

- Approximately 530 donation bags were passed out over the course of PIT. Community volunteers donated and prepared the bags.
 - **Drawstring bags included:** winter hat, gloves, scarf, pair of socks, two sets of hand warmers, \$5 McDonalds gift card (*500 gift cards were donated by Haven House Services*), and a Coordinated Entry Access Site Flyer
- **90 kits** were packed and donated by Kimley-Horn through a volunteer event at Oak City Cares
- **60 bags** were collected, packed and donated by St. Francis of Assisi's middle school youth group
 - *Leftover bags for youth were donated to Haven House Services' Street Outreach Program*
- **10 Narcan bags** were donated by a HUD field office employee and re-directed to WakeMed H.E.A.R.T.
- **50 female hygiene kits** were donated by No Woman, No Girl Initiative and re-directed to The Women's Center of Wake County, Haven House Services and Raleigh Boots on the Ground



Community volunteers at The Green Chair Project on January 14, 2025. Family-friendly event posted using Activate Good; Hosted 30 volunteers (ages 7+).



Shelter Count Methodology

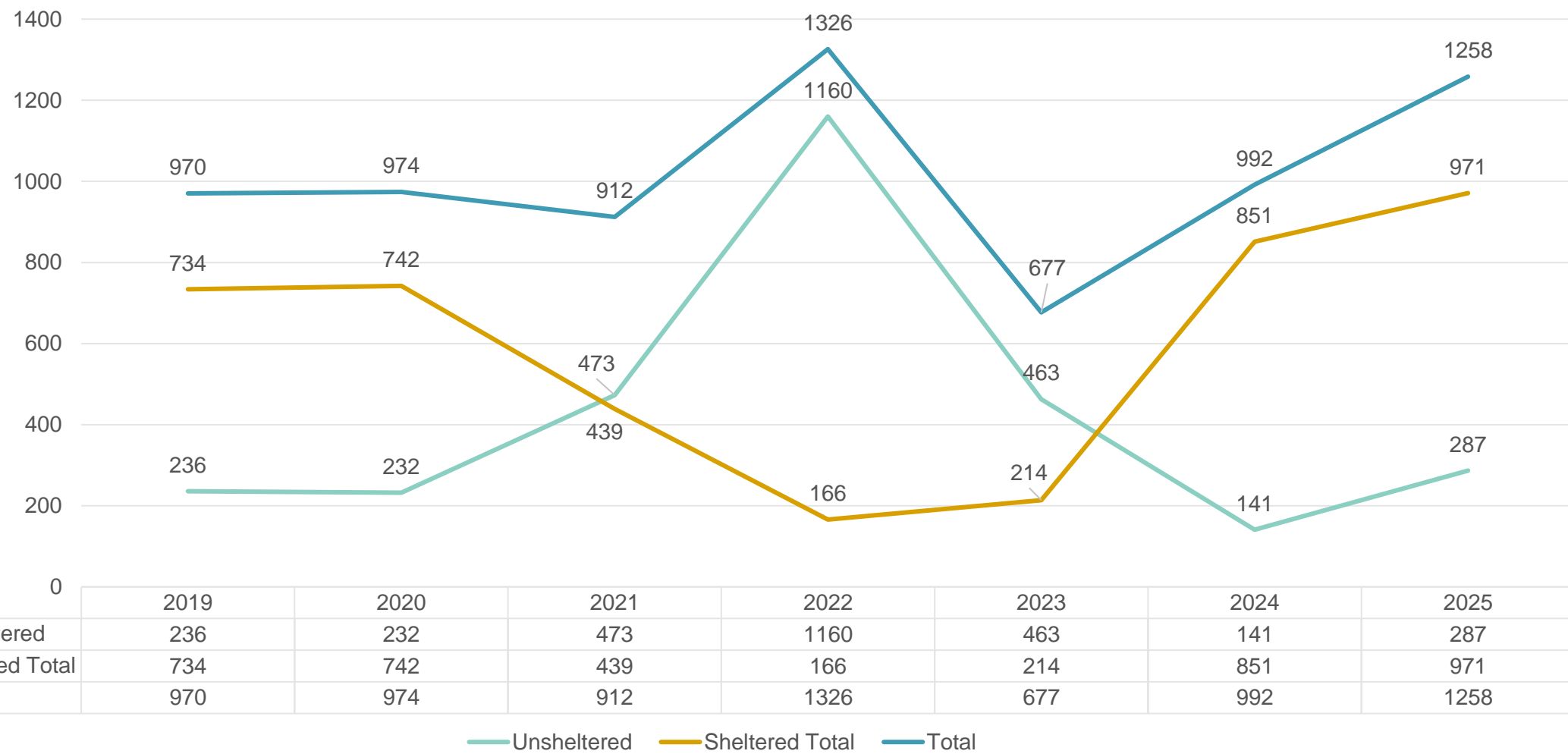
- Wake CoC confirmed households residing in sheltered locations on the night of PIT from:
 - HMIS program roster reports for all shelter, transitional housing and Safe Haven programs for the night of PIT and
 - Non-HMIS participating programs, such as Domestic Violence or victim-services providers who use an HMIS comparable database.
- Requires review for duplicate client records between unsheltered and sheltered counts.

Overall Homeless

Unsheltered		Sheltered (ES, TH, SH)		Total
287	+	971	=	1,258 people

Total Persons	2025	2024	% Change from 2024	% Change from 2019
Unsheltered	287	141	103.5%	21.6%
Emergency Shelter (ES)	886	763	16.1%	59.9%
Transitional Housing (TH)	77	88	- 12.5%	- 57.2%
Safe Haven	8	0	-	-
Total	1,258	992	26.8%	29.7%

PIT Count Results 2019 - 2025



Overall Homeless by Household Type

	<i>Family Households</i>	Persons in Families	Unaccompanied Individuals	Total
Unsheltered	2	7	280	287
Emergency Shelter	59	206	680	886
Transitional Housing	18	53	24	77
Safe Haven	0	0	8	8
Total Persons	79 families	266	992	1,258 persons

Unsheltered

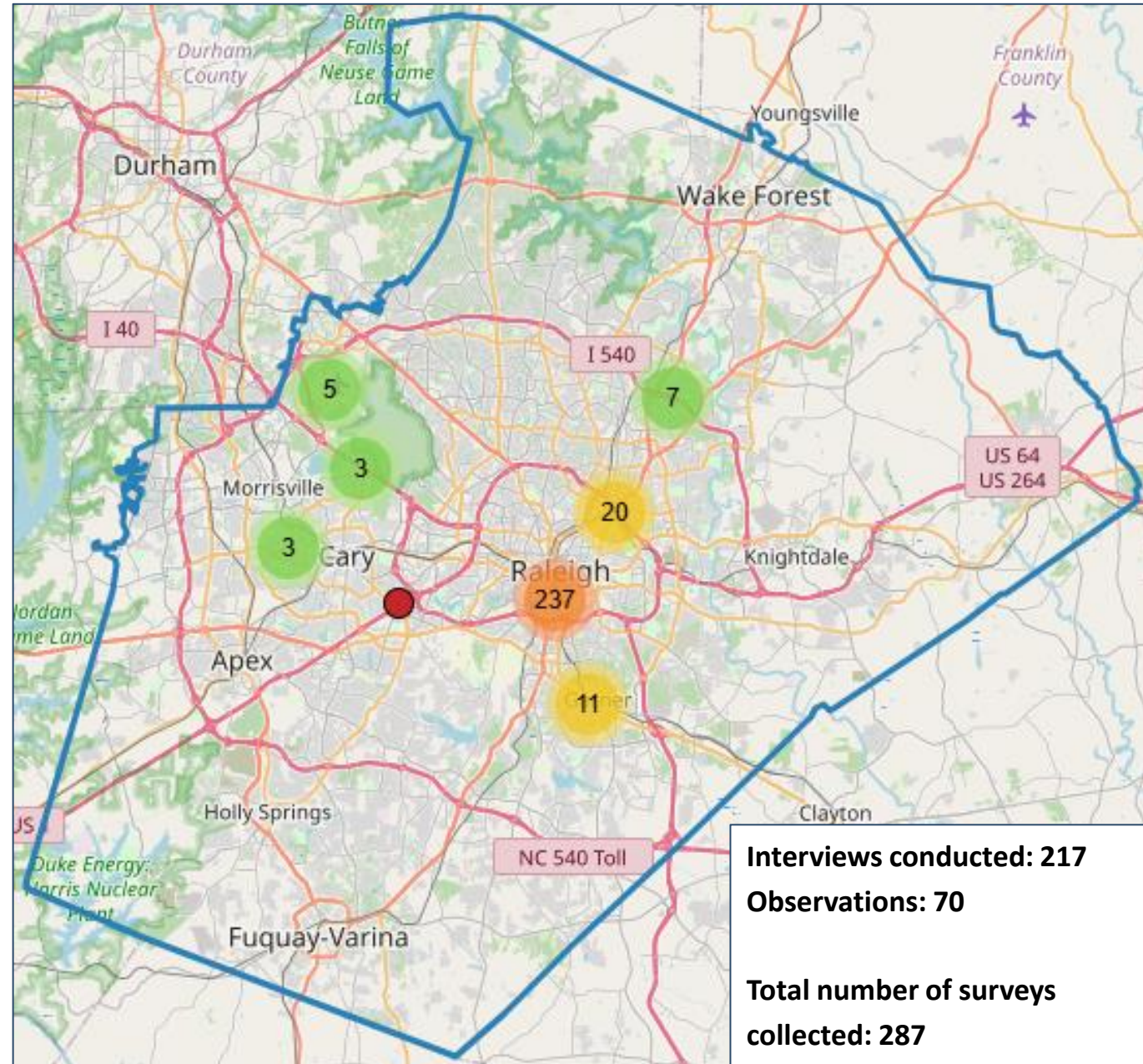
Number of Unsheltered Locations Reported (Prior to the PIT Count):

- Cary (11)
- Garner (6)
- Morrisville (1)
- Raleigh (62)
- Wake Forest (1)
- Zebulon (1)

Number of Surveys Collected by Municipality:

- Cary (7)
- Garner (11)
- Morrisville (5)
- Raleigh (264) – includes surveys completed at service centers.

White-Flag was in effect due to severe winter weather on the night of the PIT Count, affecting unsheltered numbers.

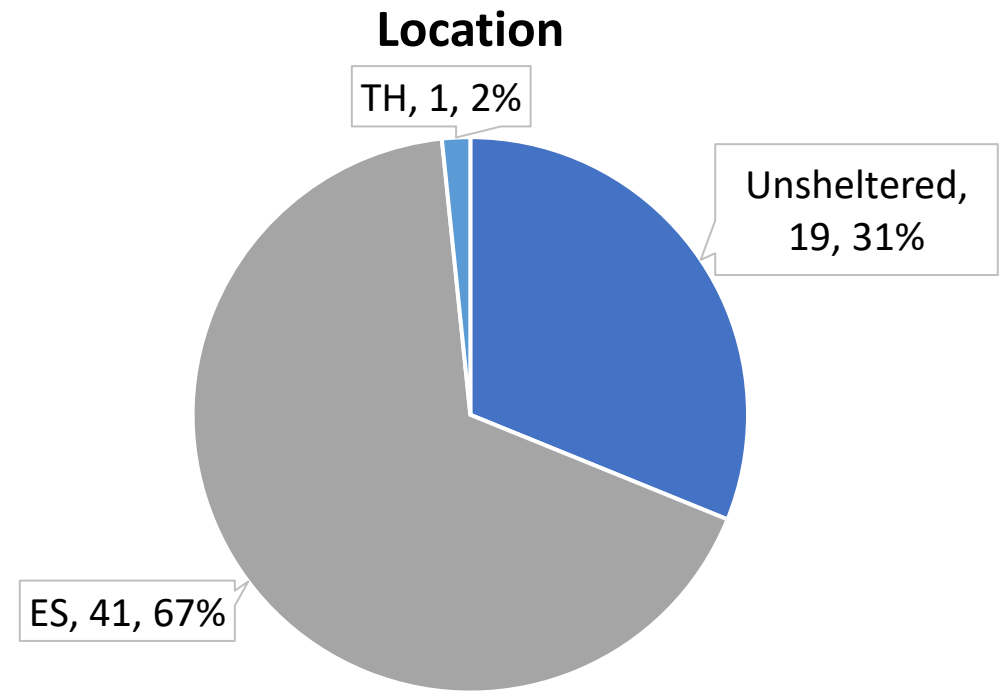
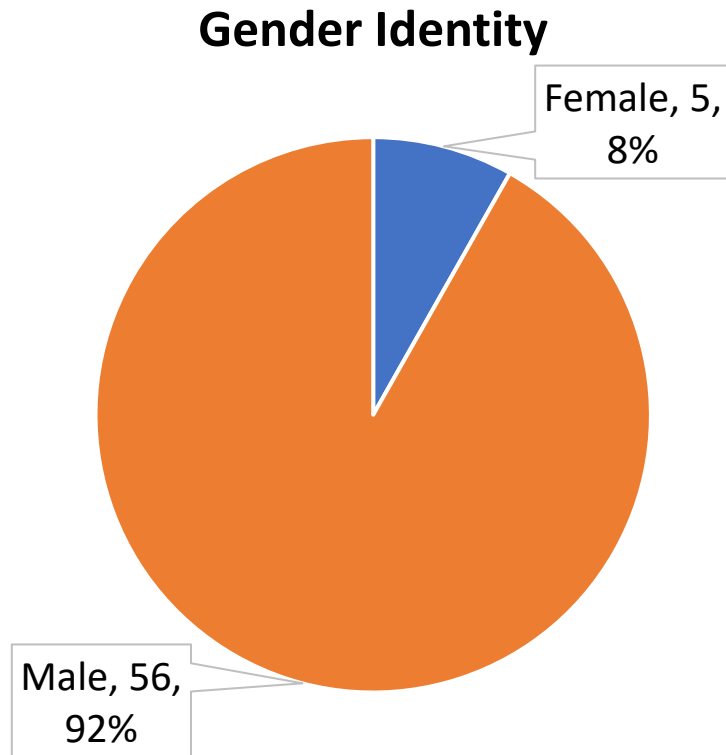


Chronically Homeless

- The HUD definition of Chronic Homelessness includes:
 - Presence of a disabling condition *and*
 - 12 consecutive months homeless or 4 episodes in the last 3 years, totaling at least 12 months.
- In the 2025 PIT Count, **320 people or 25%, were chronically homeless.**

Veterans

- There were **61 Veterans** counted during the 2025 PIT.
- The majority were male, single adults and residing in emergency shelter.



Race & Ethnicity

- In 2024, HUD changed data standards for collecting race and ethnicity as a single measure.
- 75 percent of all persons (including children) identified with a race and ethnicity other than White alone, or White and Hispanic/Latina/e/o compared to Wake County at large at 42 percent.

	# of Persons	% of Total
Alaska Native	5	0.4%
Asian or Asian American	10	0.8%
Black, African American, or African	792	63.0%
Black, African American, or African & Hispanic/Latina/e/o	18	1.4%
Hispanic/Latina/e/o	27	2.1%
Middle Eastern or North African	1	0.1%
Native Hawaiian or Pacific Islander	3	0.2%
White	298	23.7%
White & Hispanic/Latina/e/o	10	0.8%
Multi-Racial & Hispanic/Latina/e/o	4	0.3%
Multi-Racial (NOT Hispanic/Latina/e/o)	51	4.1%
Data Not Collected	39	3.1%

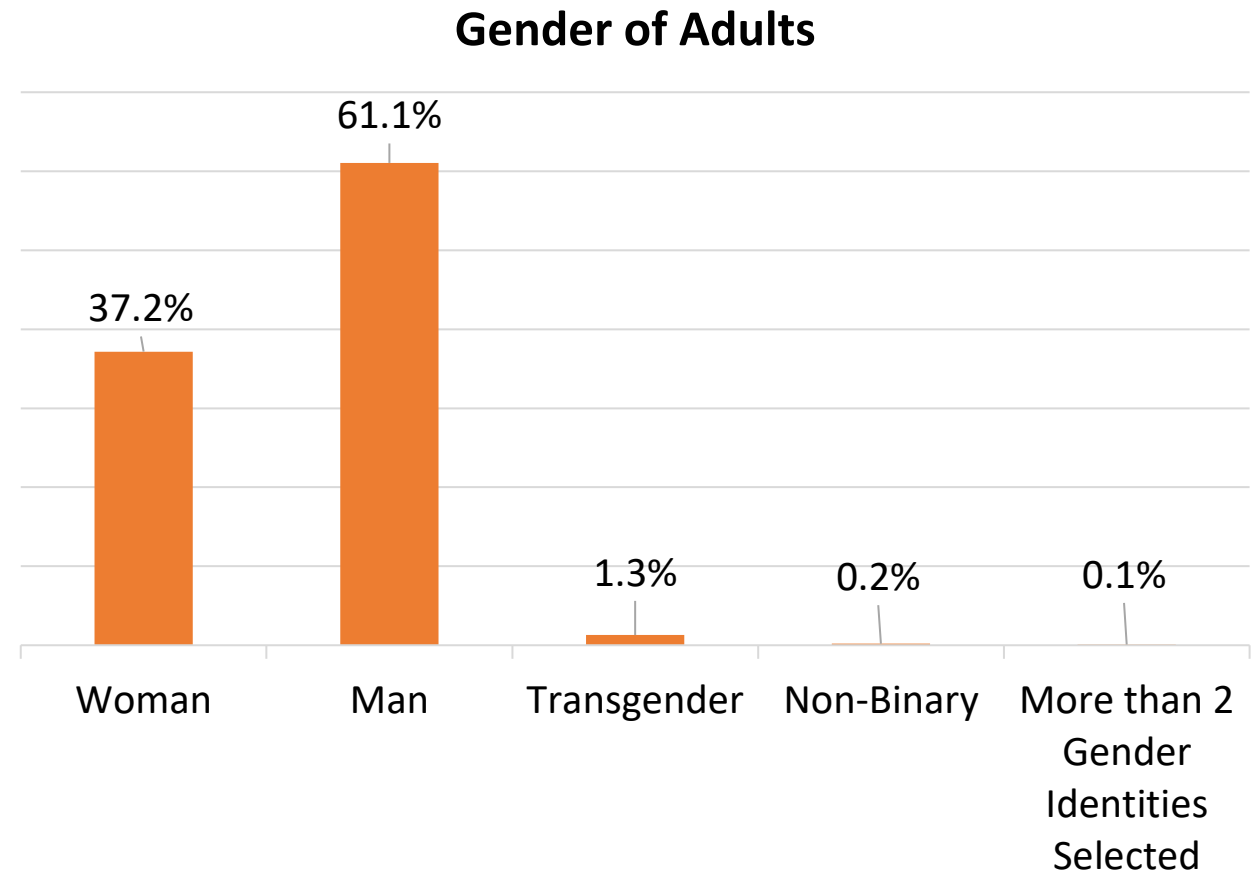
Age

- The average age of all adults was 46.
- The median age for unaccompanied individuals was 49 (50 for men and 46 for women) and 36 for heads of family households.
- Transition Aged Youth (TAY) make up 5% of the total population.
- There was one (1) Unaccompanied Minor counted in shelter.

Age Range	Number of Persons	% of Total (1,258)
0-17	156	12.4%
18-24 (TAYs)	66	5.2%
25-34	176	14.0%
35-44	205	16.3%
45-54	232	18.4%
55-64	235	18.7%
65-74	87	6.9%
75+	8	0.6%
Unknown	93	7.4%

Gender Identity

- 73% of men were sheltered, 23% were unsheltered.
- 77% of women were sheltered, 13% were unsheltered.
 - More women reside in transitional and Safe Haven programs.
- 3 Transgender and 1 Non-Binary person were unsheltered during PIT.




Key Takeaways & Next Steps

- **Key Takeaways from the 2025 PIT Count**

- Provides a new benchmark with a more reliable methodology replicable for future counts
- Highlights the need for coordinated unsheltered homelessness response
- Demonstrates demand for year-round, drop-in shelter

- **Next Steps**

- Communications and Public Release
 - Presentation to County Board of Commissioners Monday, 05/05 in Affordable Housing Committee
 - Press Release scheduled for Thursday, 05/08
- Finalize the Housing Inventory Count (HIC): a point-in-time inventory of provider programs within a CoC with beds and units dedicated to serve people experiencing homelessness.
 - HUD reports HIC and PIT results each year to Congress in the Annual Homeless Assessment Report (AHAR).
- Draft comprehensive PIT report, to include additional detail on disabling conditions, life experiences, income and employment.



2025 Housing Inventory Chart (HIC)

Eileen Rosa

What is the Housing Inventory Count (HIC)?


- U.S. Dept. of Housing and Urban Development (HUD) requirement as a point-in-time **inventory of provider programs within a CoC** that provide beds and units dedicated to serve people experiencing homelessness (and, for permanent housing projects, where homeless at entry, per the HUD homeless definition).
- The HIC is categorized by five Program Types: Emergency Shelter; Transitional Housing; Rapid Re-housing; Safe Haven; and Permanent Supportive Housing.
- Includes the following information:
 - Housing/Bed Type
 - Total Beds/Units
 - Active Clients and Utilization of Total Beds as of PIT

Shelter & Temporary Housing

	Unaccompanied Individuals	Families	Total Beds	Notes
Emergency Shelter	995 Beds	181 Beds (51 Units)	1,176	Includes: <ul style="list-style-type: none"> • 532 Year Round • 290 Seasonal • 173 Overflow
Safe Haven	11	0	11	Only one Safe Haven in CoC (Women's Center)
Transitional Housing	35	77 Beds (29 Units)	112	
Total	614	258 Beds	872	
Persons Counted at 2025 PIT	712	259		

Permanent Housing

	Unaccompanied Individuals	Families	Total	<i>Notes & Data Limitations</i>
Permanent Supportive Housing (PSH)	535	180 Beds (62 Units)	715	<i>Initial PIT report shows just 63% utilization</i>
Other Permanent Housing (OPH)	162	105 Beds (88 Units)	267	<i>Does not yet include:</i> <ul style="list-style-type: none"> <i>Raleigh or Wake County Housing Authority Data for EHV's, HCVP's</i> <i>King's Ridge which opened in CY2025</i>
Rapid Rehousing (RRH)	57	174 Beds (47 Units)	231	<i>Initial PIT report shows 100% utilization</i>
Total	754	459	1,213	



2024 System Performance Measures (SPMs)

Eileen Rosa

What are the System Performance Measures (SPMs)?

- HUD defined set of criteria to evaluate the effectiveness of CoCs in addressing homelessness.
- Includes 7 key measures and various sub-measures to assess performance in preventing and ending homelessness
 - Length of Time Homeless
 - Returns to Homelessness
 - Number of Homeless Persons
 - Employment and Income Growth
 - Number of Persons Becoming Homeless for the First Time
 - Homeless Prevention and Housing Placement
- Wake CoC submitted FY2024 SPMs to HUD on April 10th.

FY2024 Wake CoC SPM Submission

Reflects Performance
IMPROVEMENT

Reflects Performance **DECREASE**

Measure	Metric	Revised FY 2023	FY 2024	Change from Prior Year
Measure 1: Length of Time Persons Experience Homelessness	Average Days people spend in Shelter (ES-EE, ES-NbN, SH, TH)	58	56	-2
	Average Days people spend Experiencing Homelessness (ES-EE, ES-NbN, SH, TH and PH prior to "housing move-in")	485	524	39
Measure 2: Returns to Homelessness	Total percent of persons returning within 2 years	19.3%	18.9%	-0.4%
Measure 3: Number of Homeless Persons	Point-in-Time Count Total persons (sheltered and unsheltered)	992	992	0
	Annual Count Total persons (unduplicated count; ES, SH, and TH)	3,658	5,141	1,483
Measure 4: Income Growth for Persons in CoC Program-funded Projects	Adults with increased Total Income	47%	24%	-23%
Measure 5: First time Homelessness	Persons experiencing homelessness for the first time in the previous 24 months (accessing ES-EE, ES-NbN, SH, TH, or PH)	3,089	3,873	784
Measure 7: Successful Placement in or Retention of Permanent Housing	People with successful exits from Street Outreach	53%	69%	16%
	People with exits to permanent destinations from ES-EE, ES-NbN, SH, TH, RRH and PH (not moved into housing)	19%	15%	-4%
	People with successful Exits to or Retention of Permanent Housing (PSH and OPH, not RRH)	95%	97%	2%

Adjourn

Next Meeting:

June 5th from 9 – 10:30 am

Location:

NCWorks Career Center, 1830 Tillery Pl # B