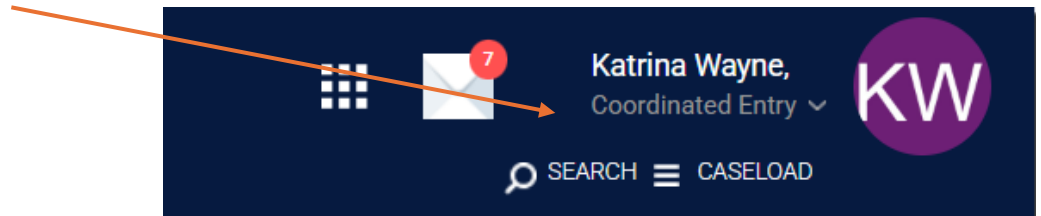




Current Living Situation – Coordinated Entry

1. Switch to Coordinated Entry





2. Search for the Client using the search bar and navigate to the Client's profile by using the edit pencil

SEARCH FOR A CLIENT ADD CLIENT +

SEARCH

Use full name, partial name, date of birth or any combination.


	Date of Birth	Last Four SSN	Last Updated	ROI
  New CE Test Client CE Test	10/06/1979	Age: 46 xxxx	07/29/2025	Missing

3. Click on the Programs tab, click on the edit pencil of the Coordinated Entry/Access Site page

New CE Test Client CE Test

PROFILE HISTORY SERVICES **PROGRAMS** ASSESSMENTS NOTES FILES CONTACT LOCATION REFERRALS

PROGRAM HISTORY

	Program Name	Start Date	End Date	Type
	Coordinated Entry/Access Site Page Coordinated Entry Coordinated Entry ⓘ	10/30/2025	Active	Individual

- Click on Program Assessments Tab, proceed to Current Living Situation

New CE Test Client CE Test

PROFILE HISTORY SERVICES **PROGRAMS** ASSESSMENTS NOTES FILES CONTACT LOCATION REFERRALS

PROGRAM: COORDINATED ENTRY/ACCESS SITE PAGE

Enrollment History Provide Services Events **Assessments** Goals Notes Files Chart [× Exit](#)

Assessments [LINK FROM ASSESSMENTS](#)


Current Living Situation	START
Status Update Assessment	START
Annual Assessment	START
CE Assessment	START

- Complete the CLS Assessment and then click Save & Close to finalize.

PROGRAM: COORDINATED ENTRY/ACCESS SITE PAGE

Enrollment History Provide Services Events **Assessments** Goals Notes Files Chart [× Exit](#)

Current living situation for client New CE Test Client CE Test

Date of Contact	11/07/2025 
Current Living Situation	Place not meant for habitation (e.g., a vehicle, an abandoned building, bu...
Living Situation Verified By	Coordinated Entry/Access Site Page
Location Details	Staying at Test Park

SAVE & CLOSE CANCEL